

Z.F.
Gearbox

EUR

95

CATALOGUE
Z.F.

FILE

95CBM035.pdf

SIZE

1,90MB

No. PAGES

12

RELEASE

11/2006

MODELS

ECOMID 1304

6S150C R.7,02-0,81

6S150C R.7,03-0,81

6S150C R.7,82-1,00

6S150C R.8,07-1,00

6S150C R.8,65-1,00

6S150C R.8,66-1,00

GROUP
Gearbox

Updated
2006

Options

ONLY FOR CD-ROM CATALOGUES



Home



Group



Back

%

Zoom
Select



Print




Page
Search



Catalogue
Search

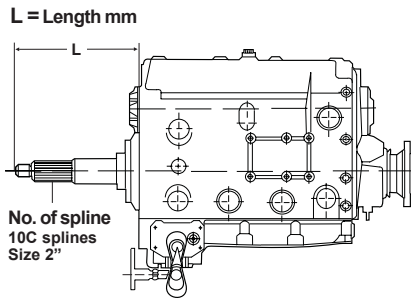


Exit

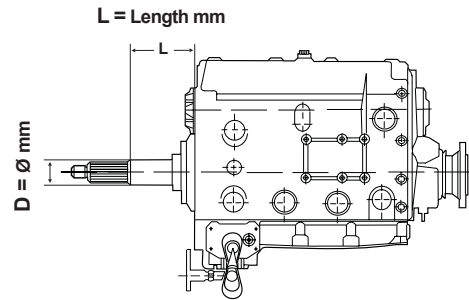


GEARBOX: 6S150C

Input Shaft Technical Specification



Front Cover Technical Specification



Tab 1 - Input Shaft Table

Our No.	TP	Input Shaft No.	Ratio	Teeth	Sizes	Cover No.	Clutch Type
		1304 202 186	7,02-0,81		L=320 SAE 10C 2"	1304 302 327	F&S GF2 380KR
		1304 202 188	7,02-0,81		L=286 SAE 10C 1-3/4"	1304 302 318	F&S GFX420KR
95533607		1304 202 190	7,02-0,81		L=260 SAE 10C 1-3/4"	1304 302 317	F&S GF420
		1304 202 186	7,03-0,81		L=320 SAE 10C 2"	1304 302 327	F&S GF2 380KR
		1304 202 190	7,03-0,81		L=260 SAE 10C 1-3/4"	1304 302 317	F&S GFT420KR
		1304 202 181	7,82-1,00		L=286 SAE 10C 1-3/4"	1304 302 316	F&S GFX420KR
		1304 202 193	8,07-1,00		L=260 SAE 10C 1-3/4"	1304 302 317	
		1304 202 182	8,65-1,00		L=320 SAE 10C 2"	1304 302 327	
		1304 202 184	8,65-1,00		L=260 SAE 10C 1-3/4"	1304 302 317	F&S GFT420KR
95570853		1304 202 185	8,65-1,00		L=286 SAE 10C 1-3/4"	1304 302 316	F&S GFX420KR
		1304 202 247	8,65-1,00		L=286 SAE 10C 2"	1304 302 327	F&S GMFZ430
		1304 202 182	8,66-1,00		L=320 SAE 10C 2"	1304 302 327	F&S GF2 380KR
		1304 202 184	8,66-1,00		L=260 SAE 10C 1-3/4"	1304 302 317	
		1304 202 185	8,66-1,00		L=286 SAE 10C 1-3/4"	1304 302 316	
		1304 202 196	8,66-1,00		L=278 SAE 10C 2"	1304 302 330	F&S GMFZ430

Tab 2 - Front Cover Table

Fig.	Our No. TP	Cover No.	Input Shaft No.	Ratio	Sizes	Clutch Type
1		1304 302 316	1304 202 181	7,82-1,00	L=170 D=57	F&S GFX420KR
			1304 202 185	8,65-1,00	L=170 D=57	F&S GFX420KR
			1304 202 185	8,66-1,00	L=170 D=57	
1		1304 302 317	1304 202 190	7,02-0,81	L=147 D=57	F&S GF420
			1304 202 190	7,03-0,81	L=147 D=57	F&S GFT420KR
			1304 202 193	8,07-1,00	L=147 D=57	
			1304 202 184	8,65-1,00	L=147 D=57	F&S GFT420KR
			1304 202 184	8,66-1,00	L=147 D=57	
1		1304 302 318	1304 202 188	7,02-0,81	L=170 D=54	
1		1304 302 327	1304 202 186	7,02-0,81	L=167 D=60	F&S GF2 380KR
			1304 202 186	7,03-0,81	L=167 D=60	F&S GF2 380KR
			1304 202 182	8,65-1,00	L=167 D=60	
			1304 202 196	8,65-1,00	L=167 D=60	F&S GMFZ430
			1304 202 247	8,65-1,00	L=167 D=60	F&S GMFZ430
			1304 202 182	8,66-1,00	L=167 D=60	F&S GF2 380KR
1		1304 302 330	1304 202 196	8,66-1,00	L=180 D=66	F&S GMFZ430

Our Parts are not original but perfectly interchangeable with the O.E.M ones. All original equipment manufacturers' names, numbers, symbols and descriptions used in this catalogue are for reference purposes only.

Tutti i nostri particolari non sono originali ma con essi intercambiabili. Tutti i riferimenti dei costruttori originali sono usati a semplice titolo indicativo.



GEARBOX: 6S150C

OPTIONS

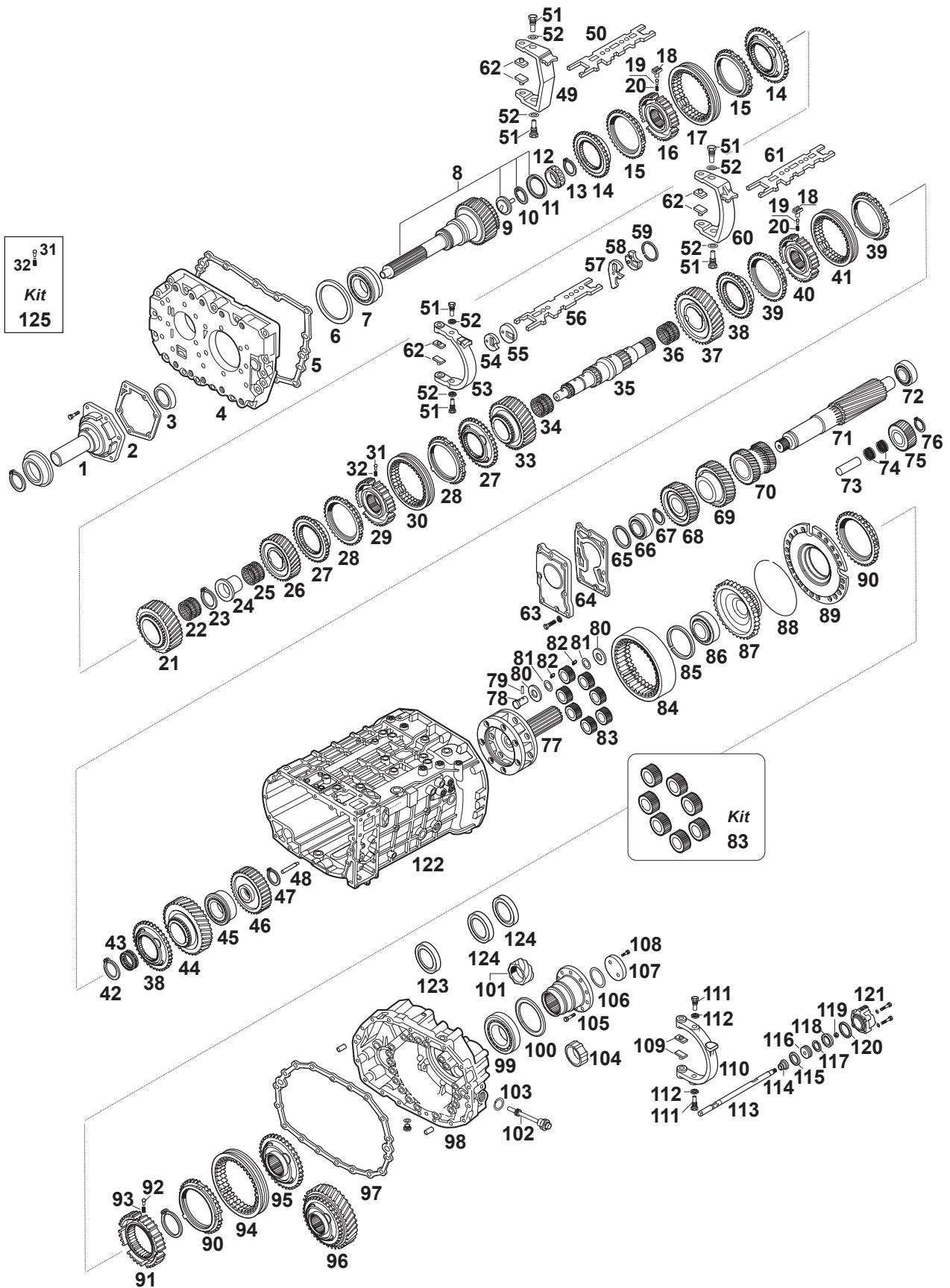


Fig.	Our No.	Part No.	Description	Note	TP	R.7,02-0,81	R.7,03-0,81	R.7,82-1,00	R.8,07-1,00	R.8,65-1,00	R.8,66-1,00								
1		SEE TAB 2 FRONT COVER																	
2		0501 316 990	GASKET			■	■	■	■	■	■								
3	95531581	0750 111 149	OIL SEAL 48X65X10		●	■	■	■	■	■	■								
3	95531580	0734 310 230	OIL SEAL 55X72X10	(1)	NSS	■	■			■	■								
4		1304 301 331	HOUSING			■	■	■	■	■	■								
5		0666 791 001	SEAL COMPOUND	(6)		■	■	■	■	■	■								
5		0501 313 379	GASKET			■	■	■	■	■	■								
6		0730 004 810	WASHER T.2,50 MM			■	■	■	■	■	■								
6		0730 004 800	WASHER T.2,00 MM			■	■	■	■	■	■								
6		0730 005 639	WASHER T.1,60 MM			■	■	■	■	■	■								
7	98531251	0750 117 079	BEARING 66,6X117,4X30,1		■	■	■	■	■	■	■								
7		0735 370 462	BEARING 73X117,4X30,1	(1)		■	■			■	■								
8		1304 202 186	INPUT SHAFT			■	■												
8		1304 202 188	INPUT SHAFT			■													
8	95533607	1304 202 190	INPUT SHAFT 28 T.			■	■												
8		1304 202 181	INPUT SHAFT					■											
8		1304 202 193	INPUT SHAFT						■										
8		1304 202 182	INPUT SHAFT							■	■								
8	95570853	1304 202 185	INPUT SHAFT 25 T.							■	■								
8		1304 202 247	INPUT SHAFT							■	■								
8		1304 202 184	INPUT SHAFT							■	■								
9	95570675	1304 302 440	COVER		NSS	■	■	■	■	■	■								
10	95570674	0630 502 063	SEEGER RING DIN472 58X2		NSS	■	■	■	■	■	■								
11	95570676	0501 311 146	DIAPHRAGM		NSS	■	■	■	■	■	■								
12	98530173	0735 371 748	NEEDLE BEARING 32X29,5		◆	■	■	■	■	■	■								
13	95531753	0630 501 146	SEEGER RING T.2,20 MM		■	■	■	■	■	■	■								
13		0630 501 149	SEEGER RING T.1,90 MM			■	■	■	■	■	■								
14	95570354	1304 304 660	SYNCHRONIZER CONE			■	■	■	■	■	■								
15	95570353	1304 304 014	SYNCHRONIZER RING	Old Type		■	■	■	■	■	■								
15	95531086	1304 304 683	SYNCHRONIZER RING	New Type		■	■	■	■	■	■								
16	95570488	1304 304 051	SYNCHRONIZER HUB			■	■	■	■	■	■								
17	95570352	6002 305 515	SLIDING SLEEVE			■	■	■	■	■	■								
18	95570080	1238 304 394	SLIDING BLOCK	3 pcs.		■	■	■	■	■	■								
19	95570142	1249 304 222	PIN	3 pcs.		■	■	■	■	■	■								
20	95570470	0732 040 409	PRESSURE SPRING	3 pcs.		■	■	■	■	■	■								

Notes / Note :

- (1) ONLY FOR INPUT SHAFT 1304 202 182 - 1304 202 186 - 1304 202 247
- (2) FOR VERSION WITHOUT RETARDER AND VERSION WITH VOITH RETARDER
- (3) ONLY FOR VERSION WITH TELMA RETARDER
- (4) REPLACED BY 1 PC 1304 301 360 (FIG.98) + 1 PC 0636 304 048 (NOT ILLUSTRATED) + 1 PC 0634 801 044 (NOT ILLUSTRATED) + 1 PC 0636 302 021 (NOT ILLUSTRATED) + 1 PC 0634 801 055 (NOT ILLUSTRATED) + 1 PC 0630 361 071 (NOT ILLUSTRATED)
- (5) **95531281** 1295 298 956 COMPOSED BY 6 PCS **95570574** 1297 304 436 (FIG.31) + 6 PCS **95570470** 0732 040 409 (FIG.32)
- (6) 0666 791 001 (SEAL COMPOUND) + 0501 313 379 (GASKET) ARE IN THE KIT 1304 298 914 95531145

Continued

Fig.	Our No.	Part No.	Description	Note	TP	R.7,02-0,81	R.7,03-0,81	R.7,82-1,00	R.8,07-1,00	R.8,65-1,00	R.8,66-1,00								
21	95533656	1304 304 479	GEAR 4TH SPEED 25 T.		■	■	■												
21		1304 304 482	GEAR 4TH SPEED 29 T.				■												
21		1304 304 480	GEAR 4TH SPEED					■											
21	95570854	1304 304 478	GEAR 4TH SPEED 28 T.		■					■	■								
22	98531235	0735 321 011	NEEDLE CAGE 60X68X23		■	■	■	■	■	■	■								
23		0630 501 067	SEEGER RING T.2,40 MM			■	■	■	■	■	■								
23		0630 501 278	SEEGER RING T.1,90 MM			■	■	■	■	■	■								
24	95570368	1304 304 050	BUSH			■	■	■	■	■	■								
25	98530073	0750 115 227	NEEDLE BEARING 75X83X40 W		■	■	■	■	■	■	■								
26	95570855	1304 304 461	GEAR 3RD SPEED 31 T.			■	■			■	■								
26		1304 304 483	GEAR 3RD SPEED 31 T.				■												
26		1304 304 463	GEAR 3RD SPEED 29 T.					■											
27	95570356	1304 304 408	SYNCHRONIZER CONE			■	■	■	■	■	■								
28	95570355	1304 304 542	SYNCHRONIZER RING	Old Type	◆	■	■	■	■	■	■								
28	95531087	1304 304 681	SYNCHRONIZER RING	New Type		■	■	■	■	■	■								
29	95570662	1304 304 591	SYNCHRONIZER HUB			■	■	■	■	■	■								
30	95570351	1304 304 597	SLIDING SLEEVE			■	■	■	■	■	■								
31	95570574	1297 304 436	SLIDE	3 pcs.		■	■	■	■	■	■								
32	95570470	0732 040 409	PRESSURE SPRING	3 pcs.		■	■	■	■	■	■								
33		1304 304 486	GEAR 2ND SPEED			■				■									
33		1304 304 462	GEAR 2ND SPEED 34 T.				■				■								
33		1304 304 484	GEAR 2ND SPEED 34 T.					■											
33		1304 304 464	GEAR 2ND SPEED 33 T.						■										
34	98531219	0735 320 816	NEEDLE CAGE 75X83X23		■	■	■	■	■	■	■								
35	95570513	1304 304 449	MAIN SHAFT			■	■	■	■	■	■								
36	98530334	0735 320 500	NEEDLE CAGE 75X83X35		■	■	■	■	■	■	■								
37	95570858	1304 304 430	GEAR 1ST SPEED 37 T.		■	■	■	■	■	■	■								
38	95570859	1304 304 445	SYNCHRONIZER CONE			■	■	■	■	■	■								
39	95530404	1238 304 420	SYNCHRONIZER RING	Old Type		■	■	■	■	■	■								
39	95531083	1290 304 473	SYNCHRONIZER RING	New Type		■	■	■	■	■	■								
40		1304 304 655	SYNCHRONIZER HUB			■	■	■	■	■	■								
41	95570860	1304 304 394	SLIDING SLEEVE		■	■	■	■	■	■	■								
42	95531766	0630 501 195	SEEGER RING T.2,80 MM		■	■	■	■	■	■	■								
42		0630 501 067	SEEGER RING T.2,40 MM			■	■	■	■	■	■								
43	98530182	0750 115 225	NEEDLE BEARING 60X68X39		■	■	■	■	■	■	■								

Notes / Note :

- (1) ONLY FOR INPUT SHAFT 1304 202 182 - 1304 202 186 - 1304 202 247
- (2) FOR VERSION WITHOUT RETARDER AND VERSION WITH VOITH RETARDER
- (3) ONLY FOR VERSION WITH TELMA RETARDER
- (4) REPLACED BY 1 PC 1304 301 360 (FIG.98) + 1 PC 0636 304 048 (NOT ILLUSTRATED) + 1 PC 0634 801 044 (NOT ILLUSTRATED) + 1 PC 0636 302 021 (NOT ILLUSTRATED) + 1 PC 0634 801 055 (NOT ILLUSTRATED) + 1 PC 0630 361 071 (NOT ILLUSTRATED)
- (5) **95531281** 1295 298 956 COMPOSED BY 6 PCS **95570574** 1297 304 436 (FIG.31) + 6 PCS **95570470** 0732 040 409 (FIG.32)
- (6) 0666 791 001 (SEAL COMPOUND) + 0501 313 379 (GASKET) ARE IN THE KIT 1304 298 914 95531145

Continued

Fig.	Our No.	Part No.	Description	Note	TP	R.7,02-0,81	R.7,03-0,81	R.7,82-1,00	R.8,07-1,00	R.8,65-1,00	R.8,66-1,00								
44		1304 304 446	REVERSE GEAR 32 T.			■	■	■	■	■	■								
45	98530172	0750 117 081	BEARING 50,8X104,7X30,1	Old Type	●	■	■	■	■	■	■								
45	98531246	0735 371 605	BEARING 50,8X104,7X30,1	New Type	■	■	■	■	■	■	■								
46		1304 304 452	SUN GEAR 79 T.			■	■	■	■	■	■								
47	95530923	0630 531 065	SEEGER RING T.3,00 MM		■	■	■	■	■	■	■								
47	95530448	0630 501 114	SEEGER RING T.2,80 MM		■	■	■	■	■	■	■								
47	95530627	0630 531 064	LOCK RING T.2,50 MM		■	■	■	■	■	■	■								
47	95530517	0630 501 148	LOCK RING T.2,45 MM		■	■	■	■	■	■	■								
47	95530513	0630 501 147	LOCK RING T.2,30 MM		■	■	■	■	■	■	■								
48	95531608	1312 304 150	PIPE		■	■	■	■	■	■	■								
49		1304 306 096	FORK			■	■												
49		1304 306 044	FORK				■			■	■								
49		1304 306 010	FORK					■	■										
50		1304 306 078	TIE ROD			■	■		■										
50		1304 306 079	TIE ROD					■		■	■								
50		1304 306 138	TIE ROD							■									
51		1304 306 108	SCREW			■	■	■	■	■	■								
52		0730 300 093	WASHER			■	■	■	■	■	■								
53		1304 306 009	FORK			■	■		■	■									
53		1304 306 043	FORK					■		■	■								
54		1304 306 022	STOP SEGMENT			■	■	■	■	■	■								
55		1304 306 089	SUPPORT			■	■	■	■	■	■								
56		1304 306 051	TIE ROD			■	■		■										
56		1304 306 053	TIE ROD					■		■	■								
56		1304 306 139	TIE ROD							■									
57		1304 306 060	LEVER			■				■	■								
57		1304 306 140	LEVER				■	■	■										
58		1304 306 091	SUPPORT			■				■	■								
58		1304 306 090	SUPPORT				■	■	■										
59		0730 009 856	RING			■	■	■	■	■	■								
60		1304 306 065	FORK			■	■	■	■	■	■								
61		1304 306 078	TIE ROD			■	■		■										
61		1304 306 079	TIE ROD					■		■	■								
61		1304 306 138	TIE ROD							■									
62	95570490	1290 306 066	SLIDING BLOCK			■	■	■	■	■	■								

Notes / Note :

- (1) ONLY FOR INPUT SHAFT 1304 202 182 - 1304 202 186 - 1304 202 247
- (2) FOR VERSION WITHOUT RETARDER AND VERSION WITH VOITH RETARDER
- (3) ONLY FOR VERSION WITH TELMA RETARDER
- (4) REPLACED BY 1 PC 1304 301 360 (FIG.98) + 1 PC 0636 304 048 (NOT ILLUSTRATED) + 1 PC 0634 801 044 (NOT ILLUSTRATED) + 1 PC 0636 302 021 (NOT ILLUSTRATED) + 1 PC 0634 801 055 (NOT ILLUSTRATED) + 1 PC 0630 361 071 (NOT ILLUSTRATED)
- (5) **95531281** 1295 298 956 COMPOSED BY 6 PCS **95570574** 1297 304 436 (FIG.31) + 6 PCS **95570470** 0732 040 409 (FIG.32)
- (6) 0666 791 001 (SEAL COMPOUND) + 0501 313 379 (GASKET) ARE IN THE KIT 1304 298 914 95531145

Continued

Fig.	Our No.	Part No.	Description	Note	TP	R.7,02-0,81	R.7,03-0,81	R.7,82-1,00	R.8,07-1,00	R.8,65-1,00	R.8,66-1,00								
63	95531659	0501 004 549	OIL PUMP		■	■	■	■	■	■	■								
64		1304 303 297	GASKET			■	■	■	■	■	■								
65		0730 003 418	WASHER T.3,00 MM			■	■	■	■	■	■								
65		0730 004 788	WASHER T.2,50 MM			■	■	■	■	■	■								
65		0730 001 799	WASHER T.2,00 MM			■	■	■	■	■	■								
66	98531247	0735 371 749	BEARING 40X80X32 MM		■	■	■	■	■	■	■								
67		0630 531 050	SEEGER RING T.2,50 MM			■	■	■	■	■	■								
67		0630 531 049	SEEGER RING T.2,00 MM			■	■	■	■	■	■								
68	95533640	1304 303 218	CONSTANT GEAR 30 T.		■	■													
68		1304 303 221	CONSTANT GEAR 31 T.				■												
68		1304 303 219	CONSTANT GEAR					■											
68	95570863	1304 303 217	CONSTANT GEAR 33 T.							■	■								
69	95533643	1304 303 224	GEAR 4TH SPEED		■	■													
69		1304 303 227	GEAR 4TH SPEED 28 T.				■												
69		1304 303 225	GEAR 4TH SPEED					■											
69	95570864	1304 303 223	GEAR 4TH SPEED 30 T.							■	■								
70	95533647	1304 303 230	DOUBLE GEAR 3RD/2ND		■	■				■	■								
70	95570865	1304 303 206	DOUBLE GEAR 3RD/2ND		■		■				■								
70		1304 303 228	DOUBLE GEAR 3RD/2ND				■												
70		1304 303 207	DOUBLE GEAR 3RD/2ND					■											
71	95570866	1304 303 119	COUNTERSHAFT 14 T.			■	■	■	■	■	■								
72	98530082	0750 117 083	BEARING 50,8X95,2X27,7		●	■	■	■	■	■	■								
73		1304 305 030	REVERSE PIN			■	■	■	■	■	■								
74	98530230	0735 358 192	NEEDLE BEARING 40X60X26		■	■	■	■	■	■	■								
75		1304 305 024	REVERSE GEAR 22 T.			■	■	■	■	■	■								
76		0630 502 022	LOCK RING			■	■	■	■	■	■								
77		1304 232 028	PLANET CARRIER			■	■	■	■	■	■								
78	95570868	1304 332 070	PLANET SHAFT	7 pcs.		■	■	■	■	■	■								
79	95570872	0631 329 127	LOCK PIN 4X16	7 pcs.	■	■	■	■	■	■	■								
80	95570869	0501 309 496	WASHER	14 pcs.	■	■	■	■	■	■	■								
81	95570870	0730 105 881	WASHER	14 pcs.	■	■	■	■	■	■	■								
82	95570871	0735 470 016	ROLLER D.4	126 pcs.	■	■	■	■	■	■	■								
83	95570873	1304 232 029	GEAR SET (7 PCS)		■	■	■	■	■	■	■								
84	95570874	1304 332 072	RING GEAR 117 T.			■	■	■	■	■	■								
85		0630 513 187	RING T.2,40 MM			■	■	■	■	■	■								

Notes / Note :

- (1) ONLY FOR INPUT SHAFT 1304 202 182 - 1304 202 186 - 1304 202 247
- (2) FOR VERSION WITHOUT RETARDER AND VERSION WITH VOITH RETARDER
- (3) ONLY FOR VERSION WITH TELMA RETARDER
- (4) REPLACED BY 1 PC 1304 301 360 (FIG.98) + 1 PC 0636 304 048 (NOT ILLUSTRATED) + 1 PC 0634 801 044 (NOT ILLUSTRATED) + 1 PC 0636 302 021 (NOT ILLUSTRATED) + 1 PC 0634 801 055 (NOT ILLUSTRATED) + 1 PC 0630 361 071 (NOT ILLUSTRATED)
- (5) 95531281 1295 298 956 COMPOSED BY 6 PCS 95570574 1297 304 436 (FIG.31) + 6 PCS 95570470 0732 040 409 (FIG.32)
- (6) 0666 791 001 (SEAL COMPOUND) + 0501 313 379 (GASKET) ARE IN THE KIT 1304 298 914 95531145

Continued

Fig.	Our No.	Part No.	Description	Note	TP	R.7,02-0,81	R.7,03-0,81	R.7,82-1,00	R.8,07-1,00	R.8,65-1,00	R.8,66-1,00								
85		0630 513 191	RING T.2,00 MM			■	■	■	■	■	■								
86	98530080	0735 340 080	BEARING 70X90X10		■	■	■	■	■	■	■								
87	95570875	1304 332 071	CARRIER HUB 117 T.		■	■	■	■	■	■	■								
88	95530912	0730 505 053	RETAINER RING			■	■	■	■	■	■								
89	95570520	1304 233 005	SYNCHRONIZER CONE			■	■	■	■	■	■								
90	95570667	1304 333 005	SYNCHRONIZER RING	Old Type		■	■	■	■	■	■								
90	95531088	1304 333 021	SYNCHRONIZER RING	New type	◆	■	■	■	■	■	■								
91	95570876	1304 332 066	SYNCHRONIZER HUB			■	■	■	■	■	■								
92	95530100	1240 304 278	SLIDING BLOCK	6 pcs.		■	■	■	■	■	■								
93	95530270	0732 040 385	SPRING	6 pcs.		■	■	■	■	■	■								
94	95570522	1304 332 089	SLIDING SLEEVE			■	■	■	■	■	■								
95	95570666	1304 332 075	SYNCHRONIZER CONE			■	■	■	■	■	■								
96		1304 313 133	RETARDER GEAR			■				■	■								
97		1304 301 063	GASKET			■	■	■	■	■	■								
98		1304 301 316	COVER	OLD(4)		■	■	■	■	■	■								
98		1304 301 360	COVER	NEW		■	■	■	■	■	■								
99	98531249	0750 116 048	BEARING 78X130X25		■	■	■	■	■	■	■								
100		0730 002 543	WASHER T.1,90 MM			■	■	■	■	■	■								
100		0730 002 546	WASHER T.1,60 MM			■	■	■	■	■	■								
100		0730 002 549	WASHER T.1,30 MM			■	■	■	■	■	■								
101		1304 338 020	SPEEDOMETER GEAR			■	■	■		■	■								
102		1304 235 001	SPEEDOMETER SHAFT			■	■	■	■	■	■								
103	95531574	0634 801 324	SPACER 30X36 DIN7603		NSS	■	■	■		■	■								
104		1304 332 147	PULSE DISK			■			■	■	■								
105		1304 338 066	OUTPUT FLANGE			■	■	■	■	■	■								
105		1304 338 019	OUTPUT FLANGE			■	■	■	■	■	■								
105		1304 338 035	OUTPUT FLANGE			■	■	■	■	■	■								
105		1304 338 047	FLANGE D.180 - 10 HOLES			■	■	■	■	■	■								
105	95533762	1304 343 053	FLANGE	(3)	■	■	■	■	■	■	■								
105		1304 343 060	FLANGE	(3)		■	■	■	■	■	■								
106	95531577	0634 313 223	O-RING 59,2X5,7		■	■	■	■	■	■	■								
107	95533743	1304 338 045	WASHER		■	■	■	■	■	■	■								
108		0636 016 180	SCREW M12X50			■	■	■	■	■	■								
109	95531658	1272 334 003	SLIDING BLOCK (SAE430B)			■	■	■	■	■	■								
109	95530104 M	1272 334 003	SLIDING BLOCK (OT58)			■	■	■	■	■	■								

Notes / Note :

- (1) ONLY FOR INPUT SHAFT 1304 202 182 - 1304 202 186 - 1304 202 247
- (2) FOR VERSION WITHOUT RETARDER AND VERSION WITH VOITH RETARDER
- (3) ONLY FOR VERSION WITH TELMA RETARDER
- (4) REPLACED BY 1 PC 1304 301 360 (FIG.98) + 1 PC 0636 304 048 (NOT ILLUSTRATED) + 1 PC 0634 801 044 (NOT ILLUSTRATED) + 1 PC 0636 302 021 (NOT ILLUSTRATED) + 1 PC 0634 801 055 (NOT ILLUSTRATED) + 1 PC 0630 361 071 (NOT ILLUSTRATED)
- (5) **95531281** 1295 298 956 COMPOSED BY 6 PCS **95570574** 1297 304 436 (FIG.31) + 6 PCS **95570470** 0732 040 409 (FIG.32)
- (6) 0666 791 001 (SEAL COMPOUND) + 0501 313 379 (GASKET) ARE IN THE KIT 1304 298 914 95531145

Continued

Fig.	Our No.	Part No.	Description	Note	TP	R.7,02-0,81	R.7,03-0,81	R.7,82-1,00	R.8,07-1,00	R.8,65-1,00	R.8,66-1,00								
110	95533728	1304 334 039	FORK		■	■	■	■	■	■	■								
111		1304 332 041	SCREW M20X1,5			■	■	■	■	■	■								
112		0630 302 064	WASHER			■	■	■	■	■	■								
113		1304 334 052	TIE ROD			■	■	■	■	■	■								
114	95531565	0750 112 047	GASKET 22X36X14,5		●	■	■	■	■	■	■								
115	95531566	0734 307 296	RING 74X84X5		●	■	■	■	■	■	■								
116		1304 334 072	PISTON			■	■	■	■	■	■								
117	95531567	0750 145 003	RING 78X82,70X5,50 MM		■	■	■	■	■	■	■								
118	95531566	0734 307 296	RING 74X84X5		●	■	■	■	■	■	■								
119		0737 006 095	NUT M16X1,5			■	■	■	■	■	■								
120	95531578	0634 313 232	O-RING 95X2		●	■	■	■	■	■	■								
121	95531623	1304 334 061	CYLINDER			■	■	■	■	■	■								
122		1304 301 338	HOUSING			■	■	■	■	■	■								
123	95531564	0734 319 439	OIL SEAL 95X115X10	(2)	●	■	■	■	■	■	■								
124	95532406	0734 310 212	OIL SEAL 105X125X12	(3)	●	■	■	■	■	■	■								
125	95531281	1295 298 956	REPAIR KIT	(5)		■	■	■	■	■	■								

Notes / Note :

- (1) ONLY FOR INPUT SHAFT 1304 202 182 - 1304 202 186 - 1304 202 247
- (2) FOR VERSION WITHOUT RETARDER AND VERSION WITH VOITH RETARDER
- (3) ONLY FOR VERSION WITH TELMA RETARDER
- (4) REPLACED BY 1 PC 1304 301 360 (FIG.98) + 1 PC 0636 304 048 (NOT ILLUSTRATED) + 1 PC 0634 801 044 (NOT ILLUSTRATED) + 1 PC 0636 302 021 (NOT ILLUSTRATED) + 1 PC 0634 801 055 (NOT ILLUSTRATED) + 1 PC 0630 361 071 (NOT ILLUSTRATED)
- (5) **95531281** 1295 298 956 COMPOSED BY 6 PCS **95570574** 1297 304 436 (FIG.31) + 6 PCS **95570470** 0732 040 409 (FIG.32)
- (6) 0666 791 001 (SEAL COMPOUND) + 0501 313 379 (GASKET) ARE IN THE KIT 1304 298 914 95531145

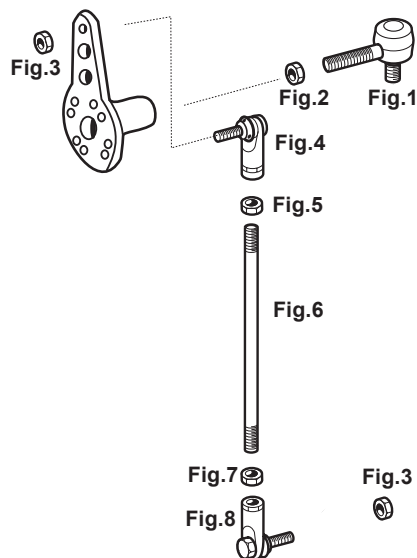
Our Parts are not original but perfectly interchangeable with the O.E.M ones. All original equipment manufacturers' names, numbers, symbols and descriptions used in this catalogue are for reference purposes only.
 Tutti i nostri particolari non sono originali ma con essi intercambiabili. Tutti i riferimenti dei costruttori originali sono usati a semplice titolo indicativo.



GEARBOX: 6S150C

6S150C Selector Mechanism

Fig.	Our No.	Part No.	TP	Description	Note
1	95531280	0501 204 714	●	BALL JOINT M14X1,5 RH	L=85 mm
2		0637 006 180		NUT	M14
3		0637 011 570		NUT	M10
4	95531251	0732 107 019	●	BALL JOINT M12X1,75 LF	L=55 mm
5		0637 006 215		NUT	M12
6		0736 620 053		ROD	
6		0736 620 056		ROD	
6		0736 620 067		ROD	
7		0637 006 202		NUT	M12
8	95531279	0732 107 018	●	BALL JOINT M12X1,75 RH	L=55 mm



6S150C Kits

Fig.	Our No.	Part No.	TP	Description	Q.ty
	95531360	1304 298 971		SYNCHRONIZER KIT 3RD/4TH	
1	95570354	1304 304 660		SYNCHRONIZER CONE	2 pcs.
2	95570353	1304 304 014		SYNCHRONIZER RING	2 pcs.
3	95570488	1304 304 051		SYNCHRONIZER HUB	1 pc.
4	95570352	6002 305 515		SLIDING SLEEVE	1 pc.
5	95570080	1238 304 394		SLIDING BLOCK	3 pcs.
6	95570142	1249 304 222		PIN	3 pcs.
7	95570470	0732 040 409		PRESSURE SPRING	3 pcs.

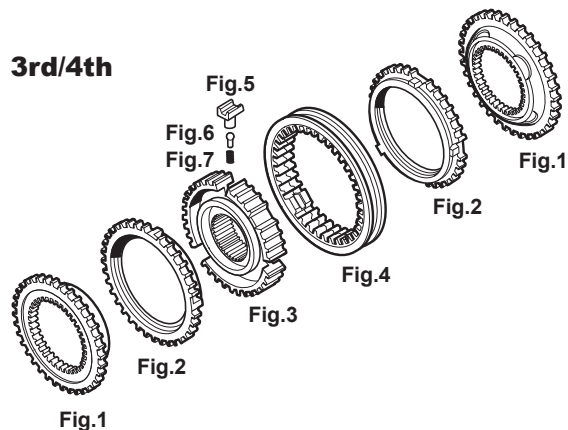


Fig.	Our No.	Part No.	TP	Description	Q.ty
		1304 204 051		SYNCHRONIZER KIT 1ST/2ND	
1	95531087	1304 304 681		SYNCHRONIZER RING	2 pcs.
2	95570662	1304 304 591		SYNCHRONIZER HUB	1 pc.
3	95570351	1304 304 597		SLIDING SLEEVE	1 pc.
4	95570574	1297 304 436		SLIDE	3 pcs.
5	95570470	0732 040 409		PRESSURE SPRING	3 pcs.

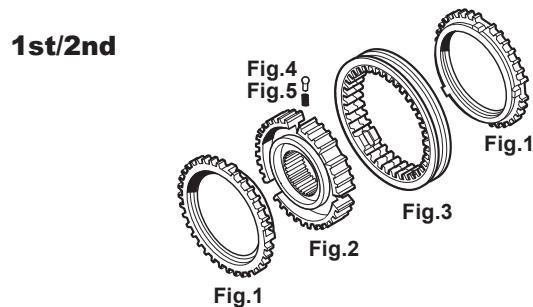
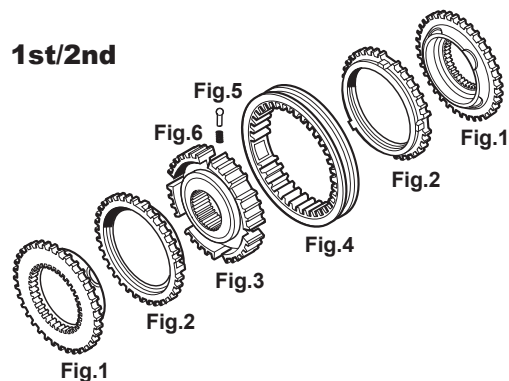


Fig.	Our No.	Part No.	TP	Description	Q.ty
		1304 298 970		SYNCHRONIZER KIT 1ST/2ND	
1	95570356	1304 304 408		SYNCHRONIZER CONE	2 pcs.
2	95531087	1304 304 681		SYNCHRONIZER RING	2 pcs.
3	95570662	1304 304 591		SYNCHRONIZER HUB	1 pc.
4	95570351	1304 304 597		SLIDING SLEEVE	1 pc.
5	95570574	1297 304 436		SLIDE	3 pcs.
6	95570470	0732 040 409		PRESSURE SPRING	3 pcs.



6S150C Kits

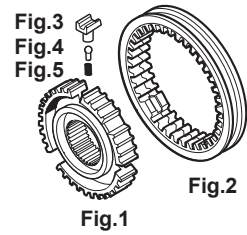
Fig.	Our No.	Part No.	TP	Description	Q.ty
		1304 204 053		SYNCHRONIZER RG	
1		1304 304 655		SYNCHRONIZER HUB	1 pc.
2	95570860	1304 304 394	■	SLIDING SLEEVE	1 pc.
3	95570080	1238 304 394		SLIDING BLOCK	3 pcs.
4	95570142	1249 304 222		PIN	3 pcs.
5	95570470	0732 040 409		PRESSURE SPRING	3 pcs.

Fig.	Our No.	Part No.	TP	Description	Q.ty
		1304 298 973		SYNCHRONIZER RG	
1	95570859	1304 304 445		SYNCHRONIZER CONE	2 pcs.
2	95531083	1290 304 473		SYNCHRONIZER RING	2 pcs.
3		1304 304 655		SYNCHRONIZER HUB	1 pc.
4	95570860	1304 304 394	■	SLIDING SLEEVE	1 pc.
5	95570080	1238 304 394		SLIDING BLOCK	3 pcs.
6	95570142	1249 304 222		PIN	3 pcs.
7	95570470	0732 040 409		PRESSURE SPRING	3 pcs.

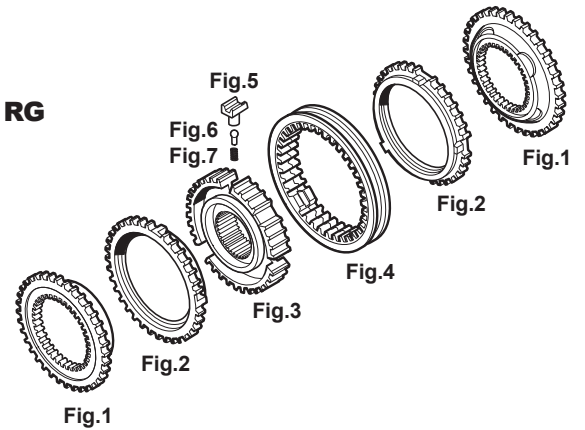
Fig.	Our No.	Part No.	TP	Description	Q.ty
	95531145	1304 298 914	●	GASKET KIT	
		0501 313 379		GASKET	1 pc.
		1304 307 437		GASKET	2 pcs.
	95531584	1290 301 140	●	GASKET	1 pc.
		0501 316 990		GASKET	1 pc.
		1304 303 297		GASKET	1 pc.
		0750 112 113		GASKET	1 pc.
	95531588	1304 307 338	●	GASKET	1 pc.
	95531589	0501 318 308	●	GASKET	2 pcs.
		1268 307 170		GASKET	2 pcs.
		1304 301 063		GASKET	1 pc.
		1304 301 109		GASKET	1 pc.
	95531593	1238 308 201	●	GASKET	1 pc.
		0666 791 001		SEAL COMPOUND	1 pc.
		1304 307 277		GASKET	1 pc.

Fig.	Our No.	Part No.	TP	Description	Q.ty
	95531579	1304 298 908	●	SEAL RING KIT	
	95531580	0734 310 230	NSS	OIL SEAL 55X72X10	1 pc.
	95531581	0750 111 149	●	OIL SEAL 48X65X10	1 pc.
	95531247	0634 300 302	●	OIL SEAL 25X35X7	1 pc.
	95531248	0634 307 367	●	OIL SEAL 25X35X7/10	1 pc.
	95531564	0734 319 439	●	OIL SEAL 95X115X10	1 pc.

RG




RG



95531145
1304 298 914

Gasket Kit



95531579
1304 298 908

Oil Seal Kit





GEARBOX: 6S150C

6S150C Kits

Fig.	Our No.	Part No.	TP	Description	Q.ty
	95533623	1304 298 940	■	SEAL KIT	
	95532406	0734 310 212	●	OIL SEAL 105X125X12	2 pcs.
		1304 343 100		GASKET	1 pc.

95533623
1304 298 940

Oil Seal Kit



For version with TELMA Retarder

Fig.	Our No.	Part No.	TP	Description	Q.ty
		1304 298 941		SEAL KIT	
	95531564	0734 319 439	●	OIL SEAL 95X115X10	1 pc.
		1304 343 100		GASKET	1 pc.

1304 298 941

Oil Seal Kit



For version with VOITH Retarder

Fig.	Our No.	Part No.	TP	Description	Q.ty
	95531146	1304 298 909	●	REPAIR KIT	
	95531565	0750 112 047	●	GASKET 22X36X14,5	1 pc.
	95531566	0734 307 296	●	RING 74X84X5	2 pcs.
	95531567	0750 145 003	■	RING 78X82,70X5,50 MM	1 pc.
	95531568	0634 801 062	■	SEAL RING 18X24 DIN7603	9 pcs.
		0634 801 044		SPACER 16X20 DIN7603	3 pcs.
		0634 801 321		SPACER 38X44 DIN7603	1 pc.
	95532153	0730 008 057	NSS	WASHER 14X19	1 pc.
	95531572	0634 801 205	NSS	SPACER 12X15,5 DIN7603	1 pc.
		0634 801 203		SPACER 16X22 DIN7603	2 pcs.
	95531574	0634 801 324	NSS	SPACER 30X36 DIN7603	1 pc.
	95532558	0634 801 151	NSS	WASHER 14X20	8 pcs.
		0634 306 169		O-RING 7X1,5	2 pcs.
	95531009	0634 316 057	●	O-RING 36,2X3	2 pcs.
	95531577	0634 313 223	■	O-RING 59,2X5,7	1 pc.
	95531578	0634 313 232	●	O-RING 95X2	1 pc.

95531146
1304 298 909

Cylinder Repair Kit



6S150C Miscellaneous

Fig.	Our No.	Part No.	TP	Description	Note
1		0501 317 403		OIL FILTER	
2	95532507	0736 305 052	■	PLUG	
3		0634 801 321		SPACER 38X44 DIN7603	

